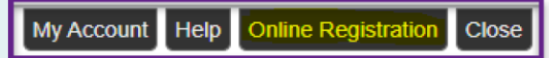


Initiate the Online Registration process by signing into your ParentVUE account. Click 'Online Registration' on the top right-hand corner to begin.



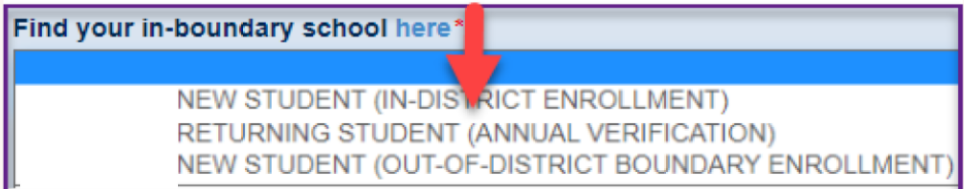
If you do not have an existing account you will have to create one to proceed. Request an activation key from your child's school pr by visiting our website at psusd.us/pvue. More information on ParentVUE can also be found on this page.



Step 1

Select the OLR Process you wish to complete for your child's enrollment.
Note: Only the available template(s) will display.

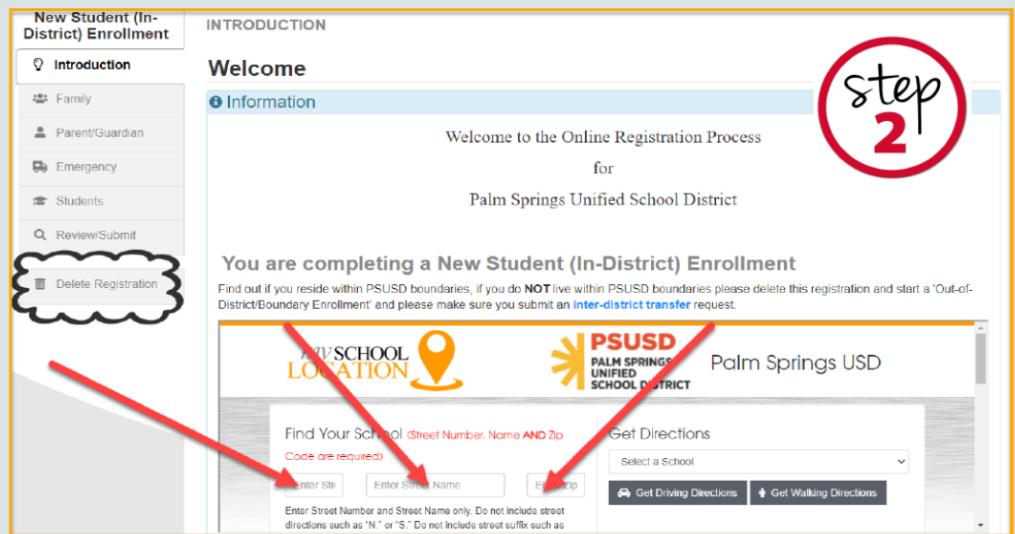
- **New Student (In-District Enrollment) N/A for 22/23 SY**
Use this template if you resides within PSUSD boundaries.
- **New Student (Out-Of-District Enrollment) N/A for 22/23 SY**
Use this template if you resides outside of PSUSD boundaries.
- **Annual Verification for Returning Students**
This process will be used annually in place of the paper Emergency Card.



Find My School

Confirm your **In-District boundary status** (for new students) by using the My School Location tool.

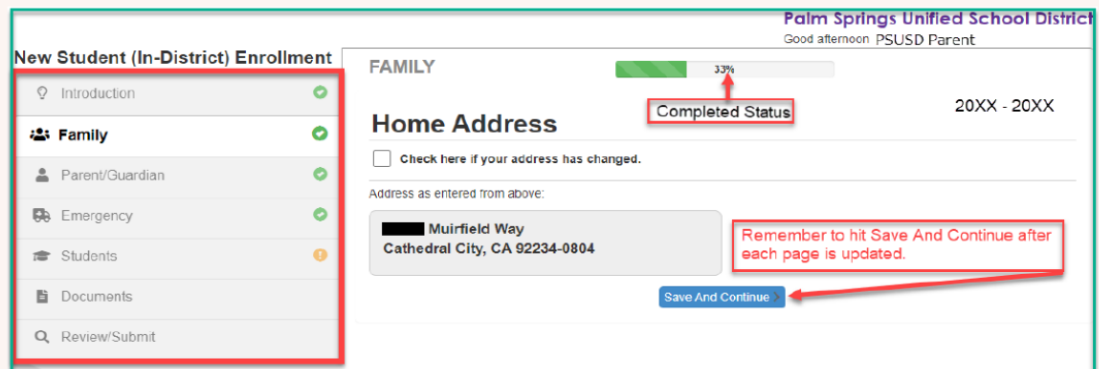
Choose the appropriate template to avoid having to delete and resubmit your registration.



Step 2

Step 3

Please read all questions and information on each screen thoroughly AND don't forget to click 'Save and Continue' at the end of each page to save your progress.



New Student (In-District) Enrollment

- Introduction ✓
- Family ✓
- Parent/Guardian ✓
- Emergency ✓
- Students** !
- Documents
- Review/Submit

- Delete Registration

STUDENTS 20XX - 20XX

Please add or update student details for each student you want to enroll:

Students to enroll

Click **Edit** to update information for students in OLR Participating school(s). Students in non-participating schools must be excluded from the process by clicking the **Exclude** button.

Edit	Exclude	Delete	Student A	Female	03	In Progress
Edit	Exclude	Delete	Student B	Female	10	In Progress

+ Add New Student
Click To enroll **new** students in OLR Participating Schools

View-only access to students that will not be enrolled in this application:

Students to exclude from 20XX - 20XX

	First Name	Last Name	Gender	Grade	Reason
Include	Student C		Female	12	You have excluded this student from the application on 6/22/2021 2:38:20 PM
Include	Student D		Female	01	You have excluded this student from the application on 6/22/2021 2:38:26 PM

Don't Forget to SAVE

< Previous
Save And Continue >

Review! Review! Review!

Step 4

- Introduction ✓
- Family ✓
- Parent/Guardian ✓
- Emergency ✓
- Students ✓
- Documents ✓
- Review/Submit** !

REVIEW/SUBMIT

Review
Click the Review button to verify all information entered is correct.

YOUR INFORMATION HAS NOT YET BEEN SUBMITTED. Click Review, scroll to the bottom of the page and check the review check box to submit.

Status	Student	Grade Level	School Selection	Comments
Ready To Submit		1	Sunny Sands Elementary	

< Previous
Review

Green checkmark indicates this section has been completed.

Reviewing your information will help avoid any enrollment delays.

Changes will not be allowed once enrollment is submitted. Please contact the school directly.

Acknowledge & Submit

After reviewing information, check the Acknowledgement box to activate the Submit button

I have reviewed all registration data and verified that it is c

< Previous
Submit



20XX-20XX Registration

Thank you for returning to the New Student (In-District) Enrollment process. To continue where you left off, select Resume Registration.

Resume Registration

Delete Registration

Registration can be deleted if needed.



Questions?
Please contact your child's school for assistance.

You will receive an email confirmation once your registration is approved, but you can also check the status on your ParentVUE account.